

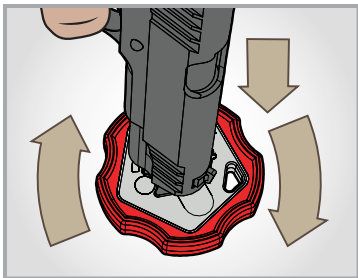

# 1911 SMART WRENCH®

## FASTEST, EASIEST, SAFEST WAY TO REMOVE A BARREL BUSHING.

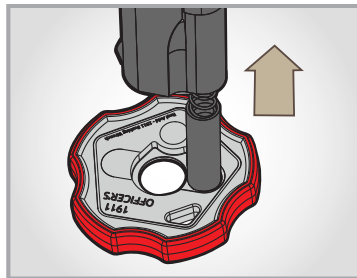
Disengaging the barrel bushing on your 1911 has never been faster or easier. Press down & turn. The 1911 Smart Wrench keeps the spring and spring plug corralled. No more surprise high flying recoil spring while disassembling your 1911. It's so easy, it's almost like cheating.



### FITS BOTH GOVERNMENT & OFFICER MODELS



Place wrench on stable, flat surface. Insert barrel bushing into slot. Press down and turn.



Slowly lift gun and collect recoil spring and spring plug.

- Fits both Government and Officer models
- Innovative design catches recoil spring and plug
- Non-slip ergonomic outer ring provides grip to table surface
- Engineering resin is ultra tough, but safe to use on muzzles and barrel bushings

**PATENTED**

**⚠ WARNING:** This product can expose you to chemicals including 4,4'-Methylenedianiline, which is known to the state of California to cause cancer and birth defects or reproductive harm. For more information, go to [www.P65Warnings.ca.gov](http://www.P65Warnings.ca.gov).

**1911**  
BARREL BUSHING WRENCH



5480 NATHAN LANE NORTH, SUITE 120  
MINNEAPOLIS, MN 55442 800.286.0567

[RealAvid.com](http://RealAvid.com)

© 2020 REVO BRAND GROUP, LLC.

