

GUN BOSS® - SHOTGUN

Follow these simple steps when cleaning your shotgun using the slotted tip and patches, along with the appropriate bore brushes and bore mops included in the kit.


SAFETY FIRST

**MAKE CERTAIN YOUR FIREARM IS UNLOADED:
CHECK THE BREECH, AND EMPTY THE MAGAZINE
TUBE. CLEAN FIREARMS IN A VENTILATED AREA.**

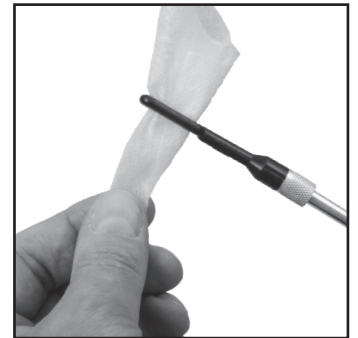
CLEANING INSTRUCTIONS FOR 20 GA & 12 GA SHOTGUNS:

NOTE: WHEN POSSIBLE, THE PREFERRED DIRECTION FOR ALL BORE CLEANING IS FROM ACTION TO MUZZLE.


STEP 1: Locate the rotating rod section and thread it into the T-handle. Connect the appropriate number of fixed rods to clean the full length of the shotgun barrel. Thread the adapter to the end of the rod.



STEP 2: Attach the slotted bore patch tip to the adapter end of the assembled rod. Slide a cleaning patch through the slotted tip. Apply a generous amount of gun solvent to the patch and push the patch through bore. This step moistens and begins to loosen fouling.



STEP 3: Remove the slotted bore patch tip from the rod and attach the appropriate size bore brush to the rod. Push the bore brush through the bore from action to muzzle. This step loosens more fouling.



STEP 4: Attach the correct size bore mop to the rod. Push the mop through the bore from action to muzzle. The mop fibers will push-out loose fouling. Repeat steps 2 through 4 until clean.



STEP 5: Once the bore is clean, wipe down the action with a clean patch, lightly coated in gun solvent, to remove any stray fouling. Finally, wipe down action with clean/dry patch to remove any excess solvent.

NOTE: After handling a firearm it is good practice to wipe down external metal components with a very light coat of CLP or gun oil to reduce oxidation. Wash your hands with soap after cleaning firearms to remove any lead residue.

TO FRIENDS AND CUSTOMERS: As the owners of Real Avid, authenticity isn't just a strategy here. It's a guiding philosophy. It arises out of our faith and personal relationships with Jesus Christ. We know that our creativity and success ultimately comes from Him. He cares about each of us and about our customers. We're not perfect, but we are committed to following Him in our personal and business lives.

We look forward to growing our relationship with you and continuing to earn our place.



Revo Brand Group, LLC
5480 Nathan Lane North, Suite 120
Minneapolis, MN 55442 USA

RealAvid.com • 800-286-0567

©2018 Revo Brand Group